

## PROFESSIONAL - OUTDOOR - MAINTENANCE



**INTEGRATED  
WEED  
CONTROL**

# Index / Contents

## Pedestrian Operated Machines

<b>Kersten Machines - Overview.....</b>	<b>2</b>
<b>Why Choose Kersten Attachments?.....</b>	<b>3-6</b>
<b>The Weedo .....</b>	<b>7</b>
<b>Single Use Utility Machines .....</b>	<b>8</b>
<b>K-Line - Specifications .....</b>	<b>9-10</b>
<b>K820/K820 Pro - Including Attachments.....</b>	<b>11-12</b>
<b>K1500 - Including Attachments.....</b>	<b>13-14</b>
<b>K2100 - Including Attachments.....</b>	<b>15-16</b>
<b>K-Series or UBS?.....</b>	<b>17-18</b>
<b>UBS-Series - Specifications .....</b>	<b>19-20</b>
<b>UBS Easy 13 - Including Attachments.....</b>	<b>21-22</b>
<b>UBS Hydro 14 II - Including Attachments.....</b>	<b>23-24</b>
<b>UBS Master 18 - Including Attachments.....</b>	<b>25-26</b>
<b>UBS Alpin 23 - Including Attachments.....</b>	<b>27-28</b>
<b>The NEW Comfort Drive - For The UBS.....</b>	<b>29</b>
<b>RoughCutter .....</b>	<b>30</b>
<b>Wheel Options .....</b>	<b>31</b>
<b>HOAF Weed Burners .....</b>	<b>32-34</b>
<b>Weedgo Two &amp; Pro.....</b>	<b>35-38</b>

### **Important Notice.**

The graphics alongside the descriptions in this price list are an approximate representation of the product and not the product itself. Error and omissions excepted.

**All prices are subject to VAT.**

Kersten (UK) Ltd reserve the right to change prices and specification at any time

# Pedestrian Operated Machines

Kersten two-wheel tractors are made specifically for grounds maintenance professionals.

The machines are designed for exceptional preventative and remedial care of outdoor surfaces such as tarmac, block paving, artificial grass and gravel.

Two wheel tractors have traditionally been used for agricultural and horticultural soil engaging tasks. They generally feature a low, rear mounted attachment like a cultivator. Kersten machines are designed with an upright chassis that is perfect for performing tasks on top of hard surfaces. This upright design allows for much greater control of the front mounted attachments such as sweepers, weed brushes, snow ploughs, spreaders and grass cutting equipment.

The Kersten K-series and UBS ranges feature a infinitely adjustable speed transmission which is key to performing tasks like sweeping and weed brushing, as it allows the machine to be slowed to the ideal speed for the application, giving attachments time to achieve the desired cleaning results.

Features such as hydraulic drive, low vibrations, low noise and simple controls make for a machine that is very reliable and easy to use, giving many years of dependable service; even in the most demanding environments.



## Why choose a Kersten sweeper?

**Detritus build up is one of the largest causes of weeds on hard surfaces. Sweeping this detritus is our first line of defence against weeds.**

Kersten sweepers have been specifically designed to remove soil and heavy debris on hard surfaces. This is achieved by several very important design features that are not typically found on other sweepers.

**The brush** – We use 5 spiral rows of bristles on our roller brush. The gaps between the rows provide space for movement of larger volumes of heavy debris. The spiral pattern allows pressure to be applied across a narrow section of the brush rather than the full width. Less power is required to move heavy material at this point, than across the whole brush at once, so the brush can tackle much heavier material than other brushes.

**Height adjustment** – The pressure of the brush can be finely adjusted on the rear castors, which prevents unnecessary brush wear and allows the brush to maximise performance on a range of surfaces. The two castors also allow the brush to follow contours closely to keep as much contact with the ground as possible.

**Angling** – The brushes can be angled to sweep forward, left or right. This allows material to be collected or wind-rowed

**Our sweepers can be fitted with a range of accessories for making the job even easier;**

**Collector boxes** – A height adjustable container can be fitted to the sweeper in order to collect material that has been swept. The box is sized so that it can be handled by one operator and is perfect for the collection of heavy debris such as soil, moss and sand.

**Gully brush** – A side brush can be fitted for presenting gullies. The brush pulls material out from the edges into the path of the main brush, so it can be collected. This really makes an impact on a site and draws the eye to the crisp clean edges.

**Brush guard** – A brush guard can be fitted to our sweepers instead of the collecting box. This prevents dust and debris being flicked into the air by the brush. Instead the material is contained close to the brush. This is extremely useful when trying to wind-row material.



## ... Or a Kersten WeedBrush?

**When moss and weeds become established on hard surfaces they are difficult to remove with a sweeper. For this application we have made the Weedbrush.**

Kersten WeedBrushes have been designed to quickly remove weeds and moss, along with the soil they grow in from hard surfaces like tarmac and block paving. We achieve this with several features not typically found on other Weedbrushes.

**VersaBrush** – The WeedBrush is fitted with VersaBrushes. These brush sections are composed of two wire types. Thick flat wires are used to cut the weeds and soil from the surface and removes the material; like using many tiny shovels. Thinner wire then sweeps the surface clean. The more soil that we can remove the longer the surface will remain free of weeds.

**Angling** – The WeedBrush can be angled in all directions for getting into cracks and crevices'. Using the brush on an angle allows it to penetrate the joints in surfaces such as block paving and cope with cambers.

**Pressure** – Brush height and pressure is controlled by an adjustable castor wheel placed close to the brush and a weight on top. This allows the pressure to be adjusted to suit the application, achieving a perfect combination of cleaning performance and brush life.

**Stone guard** – To reduce stone throwing, our WeedBrushes rotate at very low speeds of between 180 – 400 rpm. Because of the high torque, we are still able to achieve a great finish, but the lower speed gives much less energy to stones and other debris so they are not turned into dangerous projectiles. A protective guard also helps to keep material close to the brush, so the arisings are easy to clean up after WeedBrushing. The slow rotation speed has the added benefit of creating less vibration.

**Just add water....** – By adding water the WeedBrush is able to scrub dirt and algae from surfaces such as sandstone and other paving.



## Use your machine for winter maintenance

**The great thing about a multi-attachment machine is that it can be utilised all year round.**

The Kersten two-wheel tractors can be fitted with snow chains and winter attachments to transform your machine into the ultimate winter companion for paths and car parks. The hydraulic drive is extremely useful for slowing the wheel speed to avoid slipping on the icy surface when using the winter attachments.

**The snow sweeper** – For light snow fall, the sweeper is a perfect tool and clears access paths quickly. The sweeper will deal with up to 5cm of snow quite easily by angling the brush and wind-rowing it. The gaps in the rows of bristles allow the sweeper to deal with the large volumes of material that need to be moved by the brush. When used on fresh snow the brush can sweep down to the surface dries quickly is therefore less likely to be slippery

**The snow plough** – A snow plough attachment can be fitted to the K-series or UBS for dealing with heavier snow drifts. The snow plough is a straight blade with a sprung “break-back” system that allows it to ride over obstacles such as drain covers or speed bumps. The plough can be positioned for ploughing forward or can be angled to the left and right.

**The salt spreader** - A hydraulic drive salt spreader is available for the K-series machines, which can carry up to 70 litres of salt. The spreader is fitted with a mesh for breaking up large clumps of salt before they go through the machine. A special agitator has been designed to deal with damp salt, using a chain to break up the material. Guards allow the spread width to be adjusted to suit the application.

**The snow blower** – For deeper drifts of snow the UBS machines can be fitted with a snowblower. This uses a two-stage tooth and fan system to break up the snow and then pull it through the machine. The snow is then blown through a chute by the fan, the chute can be adjusted to place the snow in the desired direction. A snow blower requires at least a few inches of snow before it will work effectively.



## ... Or cutting grass

**Grass cutting is one of the most intensive jobs for maintenance teams in summer months. The Kersten machines can be utilised through the summer by fitting them with our range of specialised grass cutting equipment.**

**Cylinder mower** – The K2100 can be fitted with a cylinder mower for commercial mowing applications. Cylinder lawn mowers give a fantastic finish; they cut the grass very cleanly without ripping it.

With low vibration and low noise, our machines make the job less stressful.

The clean lines of the side plates allow the operator to mow close to obstacles to reduce secondary trimming and the compact design allows the mower to squeeze through a 36" gate for mowing in housing estates and other narrow access areas.

The full width adjustable roller allows the cutting height to be finely set between 13mm and 50mm. The high clip rate gives a quality finish at forward speeds of up to 7km/h.

**Flail mower** – The UBS range can be fitted with flail mowers for cutting heavy unwanted vegetation. Kersten's robust and easily adjustable, flail attachments can be used on a wide variety of two-wheeled tractors with widths from 65cm up to 1.35 metres and a choice of either 'Y' or 'boot' type flails, for a rough or fine finish.

The Kersten flail mowers have lots of space in the housing above the flails for dealing with large volumes of material. The wheel motors in the UBS Hydro range make the machine extremely capable on slopes and the new "Comfort Drive" control system makes operation as simple as the touch of a button.

**Reciprocating knife mower** – The reciprocating knife mowers are ideal for conservation as they provide minimal disturbance to the ecology of the grass surface.



## The Weedo

Price £2995

Dedicated WeedBrush for removing moss, weeds, soil and algae from hard surfaces



### Engine

Premium petrol engine  
GCV160

### Transmission

Hydraulic transmission  
to brush only

### Travel

Push

### Wheels

Large diameter wheels

### Handlebar

Adjustable handlebar in  
3 position

### PTO

Hydraulic implement drive

### Attachment

Fixed

### Dimensions

W 60cm. - L 105cm.  
H - 115cm.

### Weight

100Kg

### Vibration

Low Vibration 2.86m/s<sup>2</sup>



PART No. / DESCRIPTION	PRICE
<i>Consumables</i>	
<b>700 000 135</b> Standard Steel VersaBrush each	<b>9.95</b>
<b>700 000 135N</b> Nylon VersaBrush each	<b>10.50</b>

## The Weedo - GALLERY



STEEL VERSABRUSH



NYLON VERSABRUSH



SCRUBBING YORK STONE



CLEANING ARTIFICIAL SURFACE

# Single Use Utility Machines

**Kersten**  
SITE MAINTENANCE EQUIPMENT

## SW 85 Powered Sweeper

Price  
**£3600**



## WB 40 Powered WeedBrush

Price  
**£4350**



Single use utility machines are all powered by a Honda GCV 160 petrol engine. They feature low maintenance hydraulic drive to the wheels and the implement.

### SW 85 Powered Sweeper

82cm sweeper adjustable height. Angling left and right. Optional collector box and gully brush.

### WeedBrush

#### WB 40 Powered WeedBrush

40cm WeedBrush with adjustable height and angling. Supplied with eight standard VersaBrushes.

## SP 100 Powered Snow Plough

Price  
**£3250**



## HS 70 Powered Gritter/Spreaders

Price  
**£4550**



### Snow Plough

#### SP 100 Powered Snow Plough

100cm snow plough with adjustable skid height and weight

### Gritter/Spreaders

#### HS 70 Powered Gritter/Spreaders

70 litre hopper capacity with a spreading width of 0.5—4 metres. Includes damp material agitator and hopper screen.

See page 11-12 for other Attachments



SNOW PLOUGH



SWEeper

**K820**

**Price**  
**£2400**



**K820 PRO**

**Price**  
**£3400**



K820		K820 PRO	
Two Wheel Hydraulic Power Unit		Two Wheel Hydraulic Power Unit	
Type	Two Wheel Hydraulic Power Unit	Two Wheel Hydraulic Power Unit	
Max. angle	15 °	15 °	
Engine	Honda petrol engine - GCV160 -160cc	Honda petrol engine - GXV160 - 163cc	
Transmission	Hydraulic transmission 9 lt/min pump	Hydraulic transmission 12 lt/min pump	
Travel	Forward direction only with differential 0-4km/h	Forward and reverse direction with differential 0-6km/h	
Axle load	300Kg.	300Kg.	
Handlebar	Adjustable handlebar in 3 positions	Adjustable handlebar in 3 positions	
PTO	Hydraulic implement drive	Hydraulic implement drive	
Attachment	Kerster Quick-Attach35 system	Kerster Quick-Attach35 system	
Dimensions	W 60cm. - L 105cm. H - 115cm.	W 65cm. - L 105cm. H - 115cm.	
Weight	Weight 90kg.	Weight 100kg.	
Vibration	Low Vibration 2.86m/s²	Low Vibration 2.86m/s²	
Sound	Low Noise <84dB (Operator's Ear)	Low Noise <84dB (Operator's Ear)	
Starting	Recoil	Recoil	
KK820 Power Unit c/w Tyres 4.00-8 turf pattern		£2400	KK820 PRO Power Unit c/w Tyres 4.00-8 turf pattern
KK820 Power Unit c/w Tyres 4.00-8 cleated pattern		£2450	KK820 PRO Power Unit c/w Tyres 4.00-8 cleated pattern
KK820 Power Unit c/w Tyres 16x6.50-8 turf pattern		£2650	KK820 PRO Power Unit c/w Tyres 16x6.50 turf pattern
KK820 Power Unit c/w Tyres 16x6.50-8 cleated pattern		£2700	KK820 PRO Power Unit c/w Tyres 16x6.50 cleated pattern
Electric Start		N/A	Electric Start
			N/A

## K1500



**Price**  
**£4350**

## K2100



**Price**  
**£5100**

K1500		K2100	
Two Wheel Hydraulic Power Unit		Two Wheel Hydraulic Power Unit	
Two Wheel Hydraulic Power Unit		Two Wheel Hydraulic Power Unit	
15 °		15 °	
Honda petrol engine - GX200 - 196cc.		Honda petrol engine - GX270 - 270cc.	
Hydraulic transmission 12 lt/min pump		Hydraulic transmission 14 lt/min pump	
Forward and reverse direction with differential		Forward and reverse direction with differential	
300Kg.		300Kg.	
Adjustable handlebar in 3 positions		Adjustable handlebar in 3 positions	
Hydraulic implement drive		Hydraulic implement drive	
Kersten Quick-Attach35 system		Kersten Quick-Attach70M system	
W 70cm. - L 125cm. - H 110cm.		W 75cm. - L 140cm. - Height 120cm.	
Weight 110kg.		Weight 120kg.	
Low Vibration 1.6m/s²		Low Vibration 1.6m/s²	
Low Noise <82dB (Operator's Ear)		Low Noise <82dB (Operator's Ear)	
Recoil (electric option)		Recoil (electric option)	
K1500 Power Unit c/w Tyres 4.00-8 turf pattern	£4350	K2100 Power Unit c/w Tyres 4.00-8 turf pattern	£5100
K1500 Power Unit c/w Tyres 4.00-8 cleated pattern	£4400	K2100 Power Unit c/w Tyres 4.00-8 cleated pattern	£5150
K1500 Power Unit c/w Tyres 16x6.50-8 turf pattern	£4600	K2100 Power Unit c/w Tyres 16x6.50-8 turf pattern	£5350
K1500 Power Unit c/w Tyres 16x6.50-8 cleated pattern	£4650	K2100 Power Unit c/w Tyres 16x6.50-8 cleated pattern	£5400
Electric start option	£750	Electric start option	£750



## K820

Price £2400

### Engine

Honda petrol engine  
GCV160 -160cc

### Transmission

Hydraulic transmission 9 lt/min

### Travel

0-4km/h forward direction only

### Dimensions

W 60cm. - L 105cm.  
H - 115cm.

### Weight

90Kg

## Attachments

1. Sweeper
2. WeedBrush
3. Snow Plough
4. Gritter/Spreader
5. Wide Area Brush
6. Knife Mower
7. Sulky Seat
8. Hoaf Weed Burner

(Pu)	Power unit
(At)	Attachments
(Ac)	Accessories
(C)	Consumables
(B)	Brackets and Linkages

### 1. Sweeper



PART No. / DESCRIPTION	PRICE
<b>EFKM 08232H-K 35</b> Front Sweeping Machine 82cm	<b>1200.00</b>
<b>Accessories</b>	
GUSPL 082 Front Brush Guard 82cm	175.00
SSB 082K Collector Box 82cm	450.00
SSB 082B-KR Sports Separation Collector 82cm	650.00
ASH 403237 Hydraulic Side Gully Brush 40cm	995.00
<b>Consumables</b>	
082 010 032 Replacement Brush 82cm	295.00
105 425 400 Replacement Gully Brush 40cm Ø	95.00

### 3. Snow Plough



PART No. / DESCRIPTION	PRICE
<b>SCHN 100ST-K 35</b> Front Snow Plough 100cm	<b>850.00</b>
<b>Accessories</b>	
RGW 400X8 Wheel Weights 13kg Pair	320.00
SCHNK 400X8 Snow Chains Pair	85.00
<b>Consumables</b>	
800 105 106 Replacement Urethane Edge	45.00

### 2. WeedBrush



PART No. / DESCRIPTION	PRICE
<b>WKB-H-K35-820</b> WeedBrush 40 cm Ø	<b>1950.00</b>
<b>Consumables</b>	
700 000 135 Standard Steel VersaBrush each (8' Brushes Required per set)	9.95
700 000 135N Nylon VersaBrush each (8' Brushes Required per set)	10.50

### 4. Gritter/Spreader



PART No. / DESCRIPTION	PRICE
<b>SLDST 70K 35</b> Rotary Gritter/Spreader 70 litre	<b>2150.00</b>
<b>Accessories</b>	
ADP-SLDST Hopper Cover for Gritter/Spreader	120.00

### 7. Sulky Seat



PART No. / DESCRIPTION	PRICE
<b>SULK-SWH</b> Trailing Sulky Seat (incl bracket)	<b>950.00</b>

## K820 / K820PRO - GALLERY



**SWEEPER**



**SNOW PLOUGH**

## 5. Wide Area Brush



PART No. / DESCRIPTION	PRICE
<b>KRB 250 KU 35</b> Folding Brush for Artificial Sports Turf 2.5m	<b>2150.00</b>
<i>Consumable</i> <b>100 510 080</b> Replacement Brushes each (3 Brushes Required per set)	<b>99.00</b>

## K820 PRO controls



## 6. Knife Mower



PART No. / DESCRIPTION	PRICE
<b>DOME 090H-K 35</b> Reciprocating Knife Mower 90cm	<b>1595.00</b>

## 8. Hoaf Weed Burner



PART No. / DESCRIPTION	PRICE
<b>TWB 75K K820PRO</b> Hoaf ThermHit (Kit 820Pro only) - working width: 75 cm - ignition: electric - power: 82kW - capacity per hour: 3750 m <sup>2</sup> - gas consumption: 6 kg per hour	<b>4895.00</b>

## K820 Two wheel tractor, user friendly and surprisingly capable

**The K820 range features:** Choice of Honda engines

Hydraulic transmission to the wheels and hydraulic power take off to the attachment. The hydraulic systems allow the operator to adjust the power unit to suit many tasks by two simple levers.

Kersten **Quick-Attach35 system** is a standard feature of these machines and enables attachments to be changed in seconds without the use of tools.

The hydraulic operation also means maintenance is kept to a minimum.

## Quick-Attach 35 system K820 - K820 PRO



## K820 Pro Price £3400

### Engine

Honda petrol engine  
GXV160 - 163cc

### Transmission

Hydraulic transmission 12 lt/ min

### Travel

0-6km/h forward and reverse

### Dimensions

W 65cm. - L 105cm.  
H - 115cm.

### Weight

100Kg



WIDE AREA BRUSH



WEED BURNER



WEEDBRUSH



## K1500

**Price £4350**

### Engine

Honda petrol engine  
GX200 -196cc

### Transmission

Hydraulic transmission 12 lt/min

### Travel

0-6km/h forward and reverse  
direction with differential

### Dimensions

W 70cm. - L 125cm.  
H - 110cm.

### Weight

110Kg

## Attachments

1. Sweeper
2. WeedBrush
3. Snow Plough
4. Gritter/Spreader
5. Wide Area Brush
6. Knife Mower
7. Sulky Seat
8. Hoaf Weed Burner

(Pu)	Power unit
(At)	Attachments
(Ac)	Accessories
(C)	Consumables
(B)	Brackets and Linkages

### 1. Sweeper



PART No. / DESCRIPTION	PRICE
<b>EFKM 09032 H-K 35</b> Front Sweeping Machine 90cm	<b>1300.00</b>
<i>Accessories</i>	
<b>GUSPL 090</b> Front Brush Guard 90cm	<b>170.00</b>
<b>SSB 090K</b> Collector Box 90cm	<b>480.00</b>
<b>SSB 090B-KR</b> Sports Separation Collector 90cm	<b>696.00</b>
<b>ASH 403237</b> Hydraulic Side Gulley Brush 40cm	<b>950.00</b>
<i>Consumables</i>	
<b>090 010 032</b> Replacement Brush 90cm	<b>320.00</b>
<b>105 425 400</b> Replacement Gulley Brush 40cm Ø	<b>95.00</b>

### 3. Snow Plough



PART No. / DESCRIPTION	PRICE
<b>SCHN 100 ST-K 35</b> Front Snow Plough 100cm	<b>850.00</b>
<i>Accessories</i>	
<b>RGW 400X8</b> Wheel Weights 13kg Pair	<b>320.00</b>
<b>SCHNK 400X8</b> Snow Chains Pair	<b>85.00</b>
<i>Consumables</i>	
<b>800 105 106</b> Replacement Urethane Edge	<b>45.00</b>

### 2. WeedBrush



PART No. / DESCRIPTION	PRICE
<b>WKB-H-K35-1500</b> WeedBrush 40 cm Ø	<b>1950.00</b>
<i>Consumables</i>	
<b>700 000 135</b> Standard Steel VersaBrush each (8' Brushes Required per set)	<b>9.95</b>
<b>700 000 135N</b> Nylon VersaBrush each (8' Brushes Required per set)	<b>10.50</b>

### 4. Gritter/Spreader



PART No. / DESCRIPTION	PRICE
<b>SLDST 70K 35</b> Rotary Gritter/Spreader 70 litre	<b>2150.00</b>
<i>Accessories</i>	
<b>ADP-SLDST</b> Hopper Cover for Gritter/Spreader	<b>120.00</b>

### 7. Sulky Seat



PART No. / DESCRIPTION	PRICE
<b>SULK-SWH</b> Trailing Sulky Seat (incl bracket)	<b>950.00</b>

## K1500 - GALLERY



**WEEDBRUSH**



**WIDE AREA BRUSH**

## 5. Wide Area Brush



PART No. / DESCRIPTION	PRICE
<b>KRB 250 KU 35</b> Folding Brush for Artificial Sports Turf 2.5m	<b>2150.00</b>

<i>Consumable</i> <b>100 510 080</b> Replacement Brushes each (3 Brushes Required per set)	<b>99.00</b>
---	--------------

## 6. Knife Mower



PART No. / DESCRIPTION	PRICE
<b>DOME 090 H-K 35</b> Reciprocating Knife Mower 90cm	<b>1595.00</b>

## 8. Hoaf Weed Burner



PART No. / DESCRIPTION	PRICE
<b>TWB 75K K1500</b> Hoaf ThermHit - working width: 75 cm - Ignition: electric - power: 82kW - capacity per hour: 3750 m² - gas consumption: 6 kg per hour	<b>4895.00</b>



## K1500 Two wheel tractor, rugged and reliable and versatile

The **K1500** is our mid range model.

It features a professional Honda engine, hydraulic transmission to the wheels and power take off to the attachment. The hydraulic syst ems allow the operator to adjust the power unit to suit many tasks.

The Kersten **Quick-Attach35** system is a standard feature of these machines and attachments. It enables attachments to be changed in seconds without the use of tools.

The rear stand ensures attachment changes are a one person job.

## Quick-Attach 35 system K1500



The K1500 is an ideal tool for a contractor, with professional features, low vibrations and narrow access capabilities.

## Hand-Arm vibrations for new K1500

- New active damping concept has reduced the vibration level of the machine from 4.3 m/s² down to **only 1.6 m/s²**.





## K2100

Price £5100

### Engine

Honda petrol engine  
GX270 -270cc

### Transmission

Hydraulic transmission 14 lt/min

### Travel

0-7km/h forward and reverse  
direction with differential

### Dimensions

W 75cm. - L 140cm.  
H - 120cm.

### Weight

120Kg

## Attachments

1. Sweeper
2. WeedBrush
3. Snow Plough
4. Gritter/Spreader
5. Wide Area Brush
6. Knife Mower
7. Cylinder Mower
8. Reciprocating Brush
9. Sully Seat
10. Hoaf Weed Burner

### 1. Sweeper



PART No. / DESCRIPTION	PRICE
<b>EFKM 10037 H-KU 70</b> Front Sweeping Machine 100cm	<b>1950.00</b>
<b>EFKM 90 DE-MOSS</b> Front Sweeping Machine 90cm	<b>1795.00</b>
<b>Accessories</b>	
<b>GUSPL 100</b> Front Brush Guard 100cm	<b>185.00</b>
<b>SSB 100K</b> Collector Box 100	<b>625.00</b>
<b>SSB 100K-KR</b> Sports Separation Collector 100cm	<b>750.00</b>
<b>ASH 403237</b> Hydraulic Side Gully Brush 40cm	<b>950.00</b>
<b>Consumables</b>	
<b>100 510 037</b> Replacement Brush 100cm - 37cm Ø	<b>365.00</b>
<b>105 425 400</b> Replacement Gully Brush 40cm Ø	<b>95.00</b>
<b>999 712 142</b> Replacement De-Moss brush 90	<b>365.00</b>

### 2. WeedBrush



PART No. / DESCRIPTION	PRICE
<b>WKB-H-K70</b> WeedBrush 40 cm Ø	<b>1950.00</b>
<b>Consumables</b>	
<b>700 000 135</b> Standard Steel VersaBrush each (8' Brushes Required per set)	<b>9.95</b>
<b>700 000 135N</b> Nylon VersaBrush each (8' Brushes Required per set)	<b>10.50</b>

### 3. Snow Plough



PART No. / DESCRIPTION	PRICE
<b>SCHN 100 FK-MS-KU 70</b> Snow Plough 100cm	<b>925.00</b>
<b>SCHN 125 FK-MS-KU 70</b> Snow Plough 125cm	<b>975.00</b>
<b>Accessories</b>	
<b>RGW 400X8</b> Wheel Weights 13kg Pair	<b>320.00</b>
<b>SCHNK 400X8</b> Snow Chains Pair	<b>85.00</b>
<b>Consumables</b>	
<b>800 105 106</b> Replacement Urethane Edge 100cm	<b>45.00</b>
<b>800125106</b> Replacement Urethane Edge 125cm	<b>55.00</b>

### 4. Gritter/Spreader



PART No. / DESCRIPTION	PRICE
<b>SLDST 70H-K 70</b> Rotary Gritter/Spreader 70 litre	<b>2150.00</b>
<b>Accessories</b>	
<b>ADP-SLDST</b> Hopper Cover for Gritter/Spreader	<b>120.00</b>



## K2100 - GALLERY



RECIPROCATING BRUSH



WEEDBRUSH

## 5. Wide Area Brush



PART No. / DESCRIPTION	PRICE
<b>KRB 250 KU 70</b> Folding Brush for Artificial Sports Turf 2.5m	<b>2220.00</b>
<i>Consumable</i> <b>100 510 080</b> Replacement Brushes each (3 Brushes Required per set)	<b>99.00</b>

## 7. Cylinder Mower



PART No. / DESCRIPTION	PRICE
<b>CM 976 MULTIH-K70</b> Cylinder Mower Attachment 76cm	<b>2795.00</b>

## 9. Sulky Seat



PART No. / DESCRIPTION	PRICE
<b>SULK-SWH</b> Trailing Sulky Seat (incl bracket)	<b>950.00</b>

### Quick-Attach 70 system - K2100



## 6. Knife Mower



PART No. / DESCRIPTION	PRICE
<b>DOME 090 H-K70</b> Reciprocating Knife Mower 90cm	<b>1695.00</b>

## 8. Reciprocating Brush



PART No. / DESCRIPTION	PRICE
<b>RPB 100</b> Reciprocating brush	<b>2950.00</b>
<i>Consumables</i> <b>100 510 080</b> Replacement brushes for KRB 250 each (2 brushes required per set)	<b>99.00</b>

## 10. Hoaf Weed Burner



PART No. / DESCRIPTION	PRICE
<b>TWB 100K</b> Hoaf ThermHit - working width: 100 cm - ignition: electric - power: 110 kW - capacity per hour: 5000m <sup>2</sup> - gas consumption: 8 kg per hour	<b>6350.00</b>

## Front Sweeping Machine De-Moss Brush 90cm

Specially designed to remove moss from hard surfaces. Hydraulic quick-attach sweeper with manual angling, side driven by a hydraulic motor

- Fully adjustable for height and angle
- 32cm diameter suitable for sweeping hard and soft surfaces including artificial sports surfaces.



## Hand-Arm vibrations for new K2100

- New active damping concept has reduced the vibration level of the machine from 3.8 m/s<sup>2</sup> down to **only 1.6 m/s<sup>2</sup>**.

(Pu)	Power unit
(At)	Attachments
(Ac)	Accessories
(C)	Consumables
(B)	Brackets and Linkages



CYLINDER MOWER



SWEEPER



WIDE AREA BRUSH

## Why choose a Kersten K-series Machine?

The Kersten K-series machines described in the previous pages are designed with hydraulic drive to both the wheels and the attachments. This allows fine adjustment of wheel and implement speeds and reduces maintenance by designing out common wearing parts such as belts.

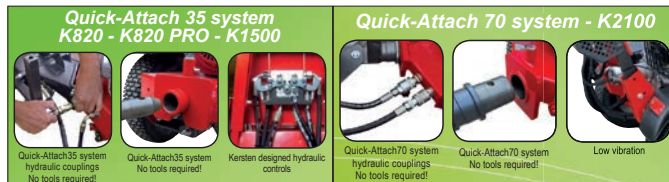
The K-series machines are easy to manoeuvre in tight spaces and are perfect on smaller sites. Their forte is preventative maintenance jobs on hard surfaces, such as sweeping, moss and weed removal and snow clearance.

The attachments can be removed and replaced in a few seconds by releasing the catch on the **“Quick-Attach coupling system”** and the two quick release hydraulic hose connections. The adjustable stand allows this operation to be done by one person.

Tie down loops make securing the machine for transport very simple, and the compact size of the machines make them very easy to load onto vans or trailers.

A combination of large wheels and a free differential make handling very easy over obstacles such as kerbs.

Handlebars are height adjustable at two points for maximum operator comfort when performing different tasks.



## Why choose a UBS-series Machine?

For heavy duty applications that require more power we have the UBS series, which are shown in the following pages.

These machines all have hydraulic drive to the wheels, but they have a direct mechanical drive to the attachments. This delivers power to implements as efficiently as possible.

This mechanical drive is necessary for power hungry tasks such as path edging, flail mowing and snow throwing. In the UBS series; the chassis is also enhanced to give extra support for coping with the additional strain these jobs put on the machine.

Some of these tasks require the machine to work on a slope or with heavy attachments. For this reason the UBS Hydro machines are fitted with independent heavy duty wheel motors to make the machine easy to steer.

For severe slopes the “hydro” series is fitted with handlebars that can be adjusted to the left and right as well as for height. This allows the operator to maintain a more stable position on a steep gradient while controlling the machine.

Attachments can be easily changed by releasing the catch on the “**Quick-Attach coupling system**”.

An adjustable stand makes it possible for attachments to be changed by one person.

### UBS KUBS-HYDRO 14 II

HYDRO 14 II engine

**NEW**  
Improved  
vibration  
levels



HYDRO 14 II controls

### NEW UBS Hydro II

- Low vibrations
- Coupling with reduction
- **NEW** “Z-Flex” adjustable handlebar
- UBS corresponds to the future standard EN 12773
- 2 Fixing points for safe transport
- Engage and disengage of the PTO possible during the drive
- Changeable connection Point

### Quick-Attach70M system - UBS



**UBS EASY 13**

**Price**  
**£6800**


**UBS-HYDRO 14 II**

**Price**  
**£9500**



<b>KUBS-EASY 13</b>		<b>KUBS-HYDRO 14 II</b>	
<b>Hydraulic Two wheel Tractor 13hp Honda engine</b>		<b>Hydraulic Two wheel Tractor 14hp Twin cylinder Vanguard engine</b>	
Type	Two Wheel Hydraulic Power Unit	Two Wheel Hydraulic Power Unit	
Max. angle	15 °	20 °	
Engine	Honda petrol engine	14hp Briggs & Stratton Vanguard - 469cc.	
Transm.	Hydraulic transmission 12 lt/min pump 160 bar	Hydraulic transmission 18 lt/min pump 160 bar	
Travel	Forward and reverse direction with differential 0-6km/h	Forward and reverse direction with powered steering 0-6km/h	
Axle load	300Kg.	600Kg.	
Handlebar	Adjustable handlebar in 3 positions	Adjustable Z flex Handlebars	
PTO	Mechanical 1200-3000rpm clockwise rotation and hydraulic implement drive	Mechanical 1350-3400rpm clockwise rotation	
Attachment	Kersten Quick-Attach70M system	Kersten Quick-Attach70M system	
Dimensions	W 76cm. - L 110cm. H - 127cm.	W 75cm. - L 142cm. - H 127cm.	
Weight	Weight 125kg.	Weight 160kg.	
Vibration	Low Vibration 2.7m/s²	Low Vibration 1.5 m/s²	
Sound	Low Noise <82dB (Operator's Ear)	Low Noise <84dB (Operator's Ear)	
Starting	Recoil (electric option)	Recoil (electric option)	
<b>KUBS-EASY 13 Power Unit c/w Tyres 4.00-8 turf pattern £6800</b>		<b>KUBS-HYDRO 14 Power Unit c/w Tyres 5.00-10 cleated pattern £9500</b>	
<b>KUBS-EASY 13 Power Unit c/w Tyres 4.00-8 cleated pattern £6850</b>		<b>KUBS-HYDRO 14 Power Unit c/w Tyres 18x7.00 cleated pattern £9550</b>	
<b>KUBS-EASY 13 Power Unit c/w Tyres 16x6.50-8 turf pattern £6950</b>		<b>KUBS-HYDRO 14 Power Unit c/w Tyres 4.00-8 turf pattern £9400</b>	
<b>RGW 16x650 wheel weights £320</b>		<b>RGW 500x10 wheel weighs £320</b>	
<b>Electric Start £850</b>		<b>Electric Start £450</b>	

## UBS-MASTER 18

**Price**  
**£11500**



## UBS-ALPIN 23

**Price**  
**£13950**



KUBS-MASTER 18		KUBS-ALPIN 23	
Hydraulic Two Wheel Tractor 18hp Twin Cylinder Vanguard Engine		Hydraulic Two Wheel Tractor 23hp Twin Cylinder Vanguard Engine	
Two Wheel Hydraulic Power Unit		Two Wheel Hydraulic Power Unit	
30 °		45 °	
18hp Briggs & Stratton Vanguard - 570cc.		23hp Briggs & Stratton Vanguard - 570cc.	
Hydraulic transmission 18 lt/min pump 160 bar		Hydraulic transmission 21 lt/min pump 250 bar - oilcooler	
Forward and reverse direction with powered steering 0-6km/h		Forward and reverse direction with powered steering 0-6km/h	
3600Kg.		3600Kg.	
Adjustable Z flex Handlebars		Adjustable Z flex Handlebars	
Mechanical 1350-3400rpm clockwise rotation		Mechanical 1350-3400rpm clockwise rotation	
Kersten Quick-Attach70M system		Kersten Quick-Attach70M system	
W 110cm. - L 142cm. - Height 127cm.		W 110cm. - L 160cm. - H 127cm.	
Weight 190kg.		Weight 225kg.	
Low Vibration 2.52m/s <sup>2</sup>		Low Vibration 2.52m/s <sup>2</sup>	
Low Noise <84dB (Operator's Ear)		Low Noise <84dB (Operator's Ear)	
Recoil (electric option)		Electric Start	
<b>KUBS-MASTER 18 Power Unit c/w</b>		<b>KUBS-ALPIN 23 Power Unit c/w</b>	
Tyres RR 18X9.50-8 cleated pattern	£11500	Tyres 21X11.00-8 cleated pattern	£13950
<b>KUBS-MASTER 18 Power Unit c/w (OPTION)</b>		<b>KUBS-ALPIN 23 Power Unit c/w (OPTION)</b>	
Tyres 21X11.00-8 cleated pattern	£11650	Tyres RR 18X9.50-8 cleated pattern	£13650
GITRD 18x950 cagewheels	£680	SATZ-STAWA Thorn rolls	POA
GITRD 21x1100 cagewheels	£700	SATZ-STAWA-VB Thorn rolls extention	POA
Electric Start	£450	Electric Start	Standard



## UBS EASY 13

Price £6800

### Engine

Honda petrol engine

### Transmission

Hydraulic transmission  
12 lt/min pump 160 bar

### Travel

0-6km/h forward and reverse  
direction with differential

### Dimensions

W 76cm. - L 110cm.  
H - 127cm.

### Weight

119Kg

## Attachments

1. Sweeper
2. WeedBrush
3. Snow Plough
4. Gritter/Spreader
5. Wide Area Brush
6. Flail Mower
7. Sulky Seat
8. Rotary Mower
9. Hoaf Weed Burner
- NEW** Leaf and waste suction attachment

(Pu) Power unit
(At) Attachments
(Ac) Accessories
(C) Consumables
(B) Brackets and Linkages

### 1. Sweeper



PART No. / DESCRIPTION	PRICE
<b>EFKM 10037 H-KU 70</b> Front Sweeping Machine 100cm - Hydraulic	<b>2100.00</b>
<b>EFKM 12537 H-KU 70</b> Front Sweeping Machine 125cm - Hydraulic	<b>2200.00</b>
<b>EFKM 10037 M-MU 70</b> Front Sweeping Machine 100cm - Mec PTO	<b>2250.00</b>
<b>EFKM 12537 M-MU 70</b> Front Sweeping Machine 125cm - Mec PTO	<b>2350.00</b>

<b>Accessories</b>	
<b>GUSPL 100</b> Front Brush Guard 100cm	<b>185.00</b>
<b>GUSPL 125</b> Front Brush Guard 125cm	<b>215.00</b>
<b>SSB 100K</b> Collector Box 100cm	<b>625.00</b>
<b>SSB 125K</b> Collector Box 125cm	<b>675.00</b>
<b>SSB 100B-KR</b> Sports Separation Collector 100cm	<b>750.00</b>
<b>SSB 125B-KR</b> Sports Separation Collector 125cm	<b>800.00</b>
<b>WAS 51K 1500</b> Dust Suppression Kit 5 litre water spray to reduce dust	<b>495.00</b>
<b>ASH 403237</b> Hydraulic Side Gully Brush 40cm	<b>950.00</b>
<b>ASM 403237</b> Belt Side Gully Brush 40cm	<b>650.00</b>
<b>Consumables</b>	
<b>100 510 037</b> Poly Combi-brush for 100cm, 37cm Ø	<b>395.00</b>
<b>125 010 037</b> Poly Combi-brush for 127cm, 37cm Ø	<b>375.00</b>

### Quick-Attach70M system



### 2. WeedBrush



PART No. / DESCRIPTION	PRICE
<b>WKB 60 M-U 70</b> WeedBrush 60cm Ø Mechanical PTO	<b>2450.00</b>
<b>Accessories</b>	
<b>BLGW-WKB 60</b> Front weight for 60 WeedBrush	<b>185.00</b>
<b>Consumables</b>	
<b>700 000 135</b> Standard VersaBrush each (10 required per set)	<b>9.95</b>
<b>700 000 136</b> Hausa Brush each (10 required per set)	<b>18.95</b>

### 3. Snow Plough



PART No. / DESCRIPTION	PRICE
<b>SCHN 100 FK-M-KU 70</b> Snow Plough 100cm	<b>925.00</b>
<b>SCHN 125 FK-M-KU 70</b> Snow Plough 125cm	<b>975.00</b>
<b>Accessories</b>	
<b>RGW 400X8</b> Wheel Weights 13kg Pair	<b>320.00</b>
<b>SCHNK 400X8</b> Snow Chains pair	<b>85.00</b>
<b>Consumables</b>	
<b>800 105 106</b> Replacement Urethane Cutting Edge 1m plough	<b>45.00</b>
<b>800 125 106</b> Replacement Urethane Cutting Edge 1.25m plough	<b>55.00</b>

## UBS EASY 13 - GALLERY



LEAF AND WASTE VACUUM



WEEDBRUSH

## 5. Wide Area Brush



PART No. / DESCRIPTION	PRICE
<b>KRB 250 KU 70</b> Folding Brush for Artificial Sports Turf 2.5m	<b>2200.00</b>
<i>Consumable</i> <b>100 510 080</b> Replacement Brushes for KRB 250 each (3 Brushes Required per set)	<b>99.00</b>

## 6. Flail Mower



PART No. / DESCRIPTION	PRICE
<b>SCHLM 65 M-U 70</b> Flail Mower 65cm - (UBS 13)	<b>3600.00</b>
<b>SCHLM 90 M-U 70</b> Flail Mower 90cm - (UBS 13)	<b>4000.00</b>

## 7. Sulky Seat



PART No. / DESCRIPTION	PRICE
<b>SULK-SWH</b> Trailing Sulky Seat (incl bracket)	<b>950.00</b>

## 4. Gritter/Spreader



PART No. / DESCRIPTION	PRICE
<b>SLDST 70 H-KU 70</b> Rotary Gritter/Spreader Hydraulic PTO	<b>2150.00</b>
<b>SLDST 70 M-U 70</b> Rotary Gritter/Spreader Mechanical PTO	<b>2350.00</b>
<i>Accessories</i> <b>ADP-SLDST</b> Hopper Cover for Gritter/Spreader	<b>120.00</b>

## 8. Rotary Mower



PART No. / DESCRIPTION	PRICE
<b>RCRM80M-U70</b> Rotary Mower 80cm Working Width	<b>1950.00</b>

## 9. Hoaf Weed Burner



PART No. / DESCRIPTION	PRICE
<b>TWB100K</b> Hoaf ThermHit - working width: 100 cm - ignition: electric - power: 100kW - capacity per hour: 500 m² - gas consumption: 8 kg per hour	<b>6350.00</b>

## Leaf and waste suction attachments

Price £4150



### LBAS-M-U 70

#### Leaf and waste suction attachment

- Mechanically driven
- Height-adjustable suction funnel
- 80 cm suction nose width
- Catch bag 280 liters capacity
- Load weight 12 kg

**£4150**

### ABF-LBAS-KU 70

#### Mounting flange for leaf blower

**included**

### SGSL 300

#### Wander hose for leaf suction

- With 3m flexible tube and handle

**£475**



**SWEeper**



**KNIFE MOWER**



**WEEDBRUSH**



## UBS Hydro 14 II

Price £9500

### Transmission

Hydraulic transmission  
18 lt/min pump 160 bar

### Travel

0-6km/h forward and reverse  
direction with differential

### Dimensions

W 75cm. - L 142cm.  
H - 127cm.

### Weight

160Kg

## Attachments

1. Sweeper
2. WeedBrush
3. Snow Plough
4. Gritter/Spreader
5. Wide Area Brush
6. Flail Mower
7. Sulky Seat
8. Rotary Mower
9. Gravel Path
10. Power Harrow
11. Seeder
12. Snow Blower

**NEW** Leaf and waste suction attachment

### 1. Sweeper



PART No. / DESCRIPTION	PRICE
<b>EFKM 10037 M-70</b> Front Sweeping Machine 100cm - MU70	<b>2250.00</b>
<b>EFKM 12537 M-70</b> Front Sweeping Machine 125cm - MU70	<b>2350.00</b>

<b>Accessories</b>	
<b>GUSPL 100</b> Front Brush Guard 100cm	<b>185.00</b>
<b>GUSPL 125</b> Front Brush Guard 125cm	<b>215.00</b>
<b>SSB 100K</b> Collector Box 100cm	<b>625.00</b>
<b>SSB 125K</b> Collector Box 125cm	<b>675.00</b>
<b>SSB 100B-KR</b> Sports Separation Collector 100cm	<b>750.00</b>
<b>SSB 125B-KR</b> Sports Separation Collector 125cm	<b>800.00</b>
<b>WAS 51K 1500</b> Dust Suppression Kit 5 litre water sprayes to reduce dust	<b>495.00</b>
<b>ASM 403237</b> Belt Side Gully Brush 40cm	<b>650.00</b>


<b>Consumables</b>	
<b>100 510 037</b> Poly Combi-brush for 100cm, 37cm Ø	<b>395.00</b>
<b>125 010 037</b> Poly Combi-brush for 127cm, 37cm Ø	<b>375.00</b>

### 5. Wide Area Brush



PART No. / DESCRIPTION	PRICE
<b>KRB 250 KU 70</b> Folding Brush for Artificial Sports Turf 2.5m	<b>2200.00</b>
<b>Consumable</b> <b>100 510 080</b> Replacement Brushes for KRB 250 each (3 Brushes Required per set)	<b>99.00</b>

### 10. Power Harrow



PART No. / DESCRIPTION	PRICE
<b>KE 090 M-U 70</b> Power Harrow	<b>3750.00</b>

### 2. WeedBrush



PART No. / DESCRIPTION	PRICE
<b>WKB 60 M-U 70</b> WeedBrush 60cm Ø Mechanical PTO	<b>2450.00</b>
<b>Accessories</b> <b>BLGW-WKB 60</b> Front weight for 60cm WeedBrush	<b>185.00</b>

<b>Consumables</b>	
<b>700 000 135</b> Standard VersaBrush each (10 required per set)	<b>9.95</b>
<b>700 000 136</b> Hausa Brush each (10 required per set)	<b>18.95</b>

### 6. Flail Mower



PART No. / DESCRIPTION	PRICE
<b>SCHLM 65M-U70</b> Flail Mower 65cm	<b>3600.00</b>
<b>SCHLM 90M-U70</b> Flail Mower 90cm	<b>4000.00</b>
<b>SCHLM 100 M-U 70</b> Flail Mower 100cm	<b>4300.00</b>
<b>SCHLM 120 M-U 70</b> Flail Mower 120cm	<b>4600.00</b>

### 7. Sulky Seat



PART No. / DESCRIPTION	PRICE
<b>SULK-SWH</b> Trailing Sulky Seat (incl bracket)	<b>950.00</b>

### 11. Seeder



PART No. / DESCRIPTION	PRICE
<b>ASS850</b> Seeder	<b>2600.00</b>

## 3. Snow Plough



PART No. / DESCRIPTION	PRICE
<b>SCHN 100 FK-M-KU 70</b> Snow Plough 100cm	<b>925.00</b>
<b>SCHN 125 FK-M-KU 70</b> Snow Plough 125cm	<b>975.00</b>
<b>Accessories</b> <b>RGW 400X8</b> Wheel Weights 13kg Pair	<b>320.00</b>
<b>SCHNK 400X8</b> Snow Chains pair	<b>85.00</b>
<b>Consumables</b> <b>800 105 106</b> Replacement Urethane Cutting Edge 1m plough	<b>45.00</b>
<b>800 125 106</b> Replacement Urethane Cutting Edge 1.25m plough	<b>55.00</b>

## 9. Gravel Path



PART No. / DESCRIPTION	PRICE
<b>WE 090 M-U 70</b> Gravel Path Renovation Attachment	<b>4900.00</b>
<b>Accessories</b> <b>BLGW-WE</b> Weights for WE 850 30kg (pair)	<b>320.00</b>



## HYDRO 14 II controls



**WEEDBRUSH**

## 4. Gritter/Spreaders



PART No. / DESCRIPTION	PRICE
<b>SLDST 70 H-KU 70</b> Rotary Gritter/Spreader	<b>2150.00</b>
<b>SLDST 70 M-U 70</b> Rotary Gritter/Spreader	<b>2350.00</b>
<b>Accessories</b> <b>ADP-SLDST</b> Hopper Cover for Gritter/Spreader	<b>120.00</b>

## 8. Rotary Mower



PART No. / DESCRIPTION	PRICE
<b>RCRM80M-U70</b> Rotary Mower 80cm Working Width	<b>1950.00</b>

## 12. Snow Blower



PART No. / DESCRIPTION	PRICE
<b>SCHNFR80</b> Snow Blower 80cm	<b>3200.00</b>



PART No. / DESCRIPTION	PRICE
<b>LBAS-M-U 70</b> Leaf and waste suction attachment	<b>4150.00</b>
<b>ABF-LBAS-KU 70</b>	<b>included</b>
<b>Accessories</b> <b>SGSL 300</b> 3m flexible wander hose and handle	<b>475.00</b>

## Quick-Attach70M system



## HYDRO 14 II

The UBS hydraulic drive, two wheel power units continue the range from the K series machines.

In addition to most of the standard features found on the K 2100, the UBS machines incorporate a fully independent, heavy duty, mechanical power take off drive to operate a wider range of more powerful attachments.

The "Hydro" transmission features twin motor automatic differential lock and "zero turn" powered steering with finger tip control. These machines can operate heavier duty pedestrian equipment with less operator fatigue.

The Kersten Quick-Attach70M system allows the wide range of implements to be changed in seconds. Conveniently placed tie down points provide a facility for easy transporting. The ISO-mounted handle bar may be adjusted for height and angle.

Various tyre options may be added to suit the applications.



(Pu)	Power unit
(At)	Attachments
(Ac)	Accessories
(C)	Consumables
(B)	Brackets and Linkages



## UBS MASTER 18

Price £11,500

### Engine

18hp Briggs & Stratton Vanguard - 570cc.

### Transmission

Hydraulic transmission  
18 lt/min pump 160 bar

### Travel

0-6km/h forward and reverse direction with differential

### Dimensions

W 110cm. - L 142cm.  
H - 127cm.

### Weight

190Kg

## Attachments

1. Snow Plough
2. WeedBrush
3. Flail Mower
4. Drum Mower
5. Knife Mower
6. Side Delivery Rake
7. Round Baler
8. Snow Blower

(Pu)	Power unit
(At)	Attachments
(Ac)	Accessories
(C)	Consumables
(B)	Brackets and Linkages

### 1. Snow Plough



PART No. / DESCRIPTION	PRICE
<b>SCHN 125 FK-M-KU 70</b> Snow Plough 125cm	<b>825.00</b>
<b>Consumables</b> <b>800 125 106</b> Replacement Urethane Cutting Edge 1.25m plough	<b>55.00</b>

### 3. Flail Mower



PART No. / DESCRIPTION	PRICE
<b>SCHLM 120 M-U 70</b> Flail Mower 120cm	<b>4600.00</b>
<b>SCHLM 135 M-U 70</b> Flail Mower 135cm	<b>4900.00</b>

### 5. Knife Mower



PART No. / DESCRIPTION	PRICE
<b>DOME 140 M-U 70</b> Reciprocating Knife Mower 140cm	<b>3395.00</b>
<b>DOME 170 M-U 70</b> Reciprocating Knife Mower 170cm	<b>3995.00</b>
<b>PMW200MU700</b> Portal Cutter 200m	<b>4450.00</b>

### 2. WeedBrush



PART No. / DESCRIPTION	PRICE
<b>WKB 60 M-U 70</b> WeedBrush 60cm Ø Mechanical PTO	<b>2350.00</b>
<b>Accessories</b> <b>BLGW-WKB 60</b> Front weight for 60cm WeedBrush	<b>185.00</b>
<b>Consumables</b> <b>700 000 135</b> Standard VersaBrush each (10 required per set)	<b>9.95</b>
<b>700 000 136</b> Hausa Brush each (10 required per set)	<b>18.95</b>

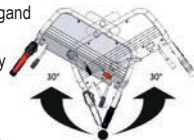
### 4. Drum Mower



PART No. / DESCRIPTION	PRICE
<b>KRM 102 M-U 70</b> Flail Mower 102cm	<b>2950.00</b>
<b>KRM 115 M-U 70</b> Flail Mower 115cm	<b>3400.00</b>

### UBS Master

- Stronger mechanical driveline
- For use of larger attachments
- Hydro-Pro Steering and Zero Turn
- Height and laterally adjustable steering bar



## UBS MASTER 18 - GALLERY



FLAIL MOWER



DRUM MOWER

# UBS MASTER 18

**Kersten**  
SITE MAINTENANCE EQUIPMENT

## 6. Side Delivery Rake



PART No. / DESCRIPTION	PRICE
<b>BR 140 M-U 70</b> Side Delivery Rake 140cm	<b>2950.00</b>

Copes with gradients up to 58%

Zero-Turn-Steering



## 7. Round Baler



PART No. / DESCRIPTION	PRICE
<b>MP 550-UBS</b> Bale diameter 55cm. Typical bale weight 25kg. C/W net wrapping system. Weight 280kg. Kersten Quick-Attach70M system with PTO shaft drive.	<b>10995.00</b>

### Accessories

MP- RS Star Window Wheels  
MP- FR Parking Stard  
MP- RF Roll of net Wrapping 1800m for +/- 350 bales with PTO shaft drive.

POA  
POA  
POA

## 8. Snow Blower



PART No. / DESCRIPTION	PRICE
<b>SCHNFR80</b> Snow Blower 80cm	<b>3200.00</b>

## MASTER 18

Hydraulic Two wheel  
Tractor 18hp Twin cylinder  
Vanguard engine

Hydraulic transmission with variable flow pump and dual wheel motors, adjustable speed, forward/reverse 0-6 km/h offering automatic differential lock and powered steering.

Incline control valve – up to 30° angle. Mechanical power take off drive for implements and Quick-Attach70M system.

Block profile tyres  
RR 18x9.50-8 cleated pattern.  
Hydro-Pro Power steering,  
Weight 190kg.  
Vibration 2.52 m/s2.



FLAIL MOWER



GRAVEL PATH RENOVATOR



SNOW BLOWER



PORTAL CUTTER



SNOW BLOWER



## UBS ALPIN 23

Price £13,950

### Engine

23hp Briggs & Stratton Vanguard - 570cc.

### Transmission

Hydraulic transmission  
21 lt/min pump 250 bar

### Travel

0-6km/h forward and reverse direction with differential

### Dimensions

W 110cm. - L 160cm.  
H - 127cm.

### Weight

225Kg

## Attachments

1. Flail Mower
2. Drum Mower
3. Knife Mower
4. Snow Blower
5. Round Baler

(Pu)	Power unit
(At)	Attachments
(Ac)	Accessories
(C)	Consumables
(B)	Brackets and Linkages

### 1. Flail Mower



PART No. / DESCRIPTION	PRICE
<b>SCHLM 120 M-U 70</b> Flail Mower 120cm	<b>4600.00</b>
<b>SCHLM 135 M-U 70</b> Flail Mower 135cm	<b>4900.00</b>

### 2. Drum Mower



PART No. / DESCRIPTION	PRICE
<b>KRM 115 M-U 70</b> Flail Mower 115cm	<b>3400.00</b>

### 3. Knife Mower



PART No. / DESCRIPTION	PRICE
<b>DOM 140 M-U 70</b> Reciprocating Knife Mower 140cm	<b>3395.00</b>
<b>DOM 170 M-U 70</b> Reciprocating Knife Mower 170cm	<b>3995.00</b>
<b>PMW 200 MU 700</b> Portal Cutter 200m	<b>4450.00</b>

### 4. Snow Blower



PART No. / DESCRIPTION	PRICE
<b>SCHNFR80</b> Snow Blower 80cm	<b>3200.00</b>

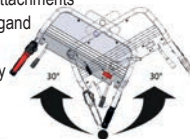
### 5. Round Baler



PART No. / DESCRIPTION	PRICE
<b>MP550-UBS</b> Bale diameter 55cm. Typical bale weight 25kg. C/W net wrapping system. Weight 280kg. Kersten Quick-Attach70M system with PTO shaft drive.	<b>10995.00</b>
<b>Accessories</b> <b>MP- RS</b> Star Window Wheels <b>MP- FR</b> Parking Stand <b>MP- RF</b> Roll of net Wrapping 1800m for +/- 350 bales with PTO shaft drive.	<b>POA</b> <b>POA</b> <b>POA</b>

### UBS Alpin

- Stronger mechanical driveline
- For use of larger attachments
- Hydro-Pro Steering and Zero Turn
- Height and laterally adjustable steering bar



## UBS ALPIN 23 - GALLERY




FLAIL MOWER



FLAIL MOWER

Overcomes slopes  
to 100%



Zero-Turn-Steering



## ALPIN 23

Hydraulic two wheel  
tractor 23hp twin cylinder  
Vanguard engine

Hydraulic transmission  
with variable flow pump  
and dual wheel motors,  
adjustable speed, forward/  
reverse 0-6 km/h.  
Automatic differential  
lock and powered  
steering.

Incline control valve – up  
to 45° angle

Mechanical power take off  
drive for implements and  
Quick-Attach70M system.

Low vibration, adjustable  
handlebar.

Operator presence control.

Block profile tyres

21x11.00-8 cleated pattern.

Hydro-Pro Power steering,  
Weight 225kg.

Vibration 2.52 m/s<sup>2</sup>.



SNOW BLOWER



## The New “Comfort Drive” System

The new “Comfort Drive” control system has some incredible features that make the machine really simple to operate.

The comfort drive system has 11 speed settings which can be selected by sliding your thumb over the potentiometer. The speeds can be split into two ranges, with a working range and transport range, which are interchangeable at the touch of a button.

When the transport range is selected a green light will show on the control.

The machine can be put in forwards or reverse gear by pressing another button on the console. When changing between forwards and reverse, the machine will do this in two stages for extremely smooth operation.

The comfort drive makes the machine virtually effortless to use and is extremely helpful for sites where lots of speed changes and manoeuvring are required, such as on slopes or in tight spaces.

The comfort drive can only be fitted to machines with electric start as it needs an external battery supply. The sophisticated control box senses the electrical directions from the controls and automatically adjusts the hydraulic system via a linear motor to perform the required operations.

PART No. / DESCRIPTION	PRICE
<b>KOMFORT DRIVE</b>	<b>1295.00</b>
• AVAILABLE FOR	
UBS Hydro 14 ii	
UBS Master 18	
UBS Alpin 23	

**Price**   
**£1295**



COMFORT DRIVE

# RoughCutter



PART No. / DESCRIPTION	PRICE
<b>RCH 1365 G</b> <b>13 HP Petrol engine</b> <b>65 cm working width</b> <b>with fine cut flails</b> <b>RoughCutter RCH 1365 G</b>	<b>7995.00</b>

- 9,6 kW (13 HP) Petrol Engine
- up to 20° (36%) slope capability
- Oil automatic shut off
- Axial piston pump and 2 wheel motors
- infinitely adjustable hydrostatic drive
- forward / reverse 0-6 km / h
- Hydro PRO Zero Turn steering
- vibration-damped and adjustable Handle bar
- Control panel adjustable without tools
- Hollow chamber wheels in front 260x85 mm
- Cutting height 4-way adjustable
- Operating hours counter
- incl. Set of wheels 4.00-10 Field pro le 4 PR

PART No. / DESCRIPTION	PRICE
<b>RCH 1680 G-E</b> <b>16 HP Petrol engine</b> <b>80 cm working width</b> <b>E-Start with fine cut flails</b> <b>RoughCutter RCH 1680 G-E</b>	<b>9995.00</b>

- 11,8 kW (16 HP) B & S Vanguard
- 2-Cyl.-Petrol Engine
- E-Start
- up to 30° (58%) slope capability
- Oil Pressure Switch
- Axial piston pump and 2 wheel motors
- infinitely adjustable hydrostatic drive
- forward / reverse 0-6 km / h
- Hydro-Pro steering - Zero-Turn -
- vibration-damped and adjustable Handle bar
- Control panel tools height and width adjustable
- mechanical parking brake
- Hollow chamber wheels ind front 260x85 mm
- Cutting height 4-way adjustable
- Operating hours counter
- incl. Set of wheels 5.00-10 Field pro le 4 PR



**RCH 1365 G**  
*Price £7995*

**RCH 1680 G-E**  
*Price £9995*

The RoughCutter is a dedicated flail mower for long grass and heavy vegetation.

## ROUGH CUTTER - GALLERY



- |      |                       |
|------|-----------------------|
| (Pu) | Power unit            |
| (At) | Attachments           |
| (Ac) | Accessories           |
| (C)  | Consumables           |
| (B)  | Brackets and Linkages |

		K-Series	UBS Easy	UBS Hydro II	UBS Master	UBS Alpin	Price
	4.00 - 8 Bloc profile	✓	✓	✓			<b>185.00</b>
	4.00 - 8 Field profile	✓	✓	✓			<b>250.00</b>
	Twin tire set 4.00 - 8 Field profile			✓			<b>1150.00</b>
	4.00 - 10 Field profile			✓			<b>600.00</b>
	5.00 - 10 Field profile			✓			<b>600.00</b>
	Twin tire set 5.00 - 10 Field profile			✓			<b>1350.00</b>
	16 x 6.50 - 8 Bloc profile	✓	✓	✓			<b>620.00</b>
	16 x 6.50 - 8 Field profile	✓	✓	✓			<b>620.00</b>
	18 x 7.00 - 8 Field profile			✓			<b>785.00</b>
	18 x 9.50 - 8 Field profile				✓	✓	<b>850.00</b>
	21 x 11.00 - 8 Field profile				✓	✓	<b>995.00</b>
	Grid tire 4.00 - 8	✓	✓	✓			<b>650.00</b>
	Snow Chains 4.00 - 8	✓	✓	✓			<b>185.00</b>
	Weights for 4.00 - 8 13 kg	✓	✓	✓			<b>340.00</b>
	Snow Chains 16 x 6.50 - 8	✓	✓	✓			<b>185.00</b>
	Weights for 16 x 6.50 - 8 13 kg	✓	✓	✓			<b>340.00</b>
	Grid tire 18 x 9.50 - 8				✓	✓	<b>390.00</b>
	Grid tire 21 x 11.00 - 8				✓	✓	<b>710.00</b>
	Thorn rolls 18 x 9.50 - 8 21 x 11.00 - 8 (only Master/Alpin)				✓	✓	<b>On Request</b>
	Broadening of thorn rolls (only Master/Alpin)				✓	✓	<b>On Request</b>

## HOAF Infrared Technology

### Hoaf Infrared Technology

HOAF is a market leader in the field of ecological vegetation control in public places and in agriculture. Thanks to years of experience with burner technology and the wide range of products, HOAF Infrared Technology is able to come up with an efficient solution for each specific demand.

### How do they work?

The Hoaf Infra Plus System uses infrared radiation in combination with hot air.

By exposing the unwanted vegetation to this process, the proteins in the weeds congeal and the moisture cells burst open at about 70°C. As a result the vegetation starts wilting and dies.



## HOAF THERM HIT

### PERFORMANCE

The weed burning principles of the Hoaf ThermHit Weed burners uses the Hoaf Infra Plus System, where Infrared Radiation combines with hot air. By exposing the unwanted vegetation to this process, the proteins in the weeds congeal and the moisture cells burst open at about 70°C.

As a result the vegetation starts wilting.

The Hoaf ThermHit is suitable for burning weed on paths, around obstacles and on paving.

Gas consumption of around 6kg per hour can treat up to 3750m<sup>2</sup> at a slow walking pace. Most grass types, annual and biennial plants, plus young plants of perennial weeds may be destroyed with 2-3 treatments. For some grass types and permanent plants such as plantain, red shank and clover up to 6 treatments could be needed. Approximately 65% of surface weeds will be damaged to the extent that they will no longer sprout. The preventative effects of each treatment contribute to a sustained reduction in the amount of weed growth.

### RELIABILITY

HOAF Infrared Technology is a market leader in the field of ecological vegetation control in public places and in agriculture. Thanks to years of experience with burner technology and the wide range of products, HOAF Infrared Technology is able to come up with a efficient solution for each specific demand.

The ThermHIT 75 is manufactured from premium components including stainless steel hood and powder coated handles to ensure a long service life. The solid state gas ignition is operated by an on board battery. The unit carries a 1 year manufacturers warranty.

### EASE OF USE

The HOAF Hand Held Burners are balanced and simple to operate. The electronic ignition is battery powered. The gas consumption can be adjusted by hand.

Thanks to the low burner cover it is possible to reach under benches.

The optional Air Deflector Plate directs hot air to the right hand side of the machine for use on path edges etc. Requires 12kg Liquid Propane Gas bottles with liquid off-take available from Calor Gas.



## HOAF THERM HIT 75

Price £3695

## HOAF THERM HIT 45

Price £2895

Kersten  
K820Pro  
K1500



(Pu)	Power unit
(At)	Attachments
(Ac)	Accessories
(C)	Consumables
(B)	Brackets and Linkages

### HFTH075



PART No. / DESCRIPTION	PRICE
------------------------	-------

<b>HFTH075</b> <b>Hoaf ThermHit 75</b>	<b>3695.00</b>
---	----------------

Pedestrian weed burner  
Gas - Liquid Propane - 12kg (Liquid off-take)  
Capacity - 82kw  
Gas Consumption - 6kg/hour  
Ignition Device - Battery  
Working width - 750mm  
Weight - 40kg  
Warranty - 1 year

<b>HFTH045</b> <b>Hoaf ThermHit 45</b>	<b>2895.00</b>
---	----------------

As above but 45cm working width  
Gas consumption - 2.5kg/hour (vapour take-off)

### TWB 75 FKDR



PART No. / DESCRIPTION	PRICE
------------------------	-------

<b>TWB 75 FKDR</b>	<b>4895.00</b>
--------------------	----------------

Hoaf ThermHit 75 Attachment for Ride-on mowers Specification as above but to fit on the front of a Ride-on mower to provide a ride-on version of the machine (FKDR front linkage required - see main Kersten Machines catalogue for applications)

<b>Brackets and Linkages</b> <b>FKDR/MECH</b>	<b>495.00</b>
--	---------------

Front linkage Kit for Ride-on Mowers  
Manual lift and lower.  
Manual angling left and right. All actions from operators seat.  
Quick-Attach-A implement hitch.

## WEED BURNERS - GALLERY



HFTH045



TWB75K K1500



HOAF THERMHIT 75



HFTH075

**HFTH015**



PART No. / DESCRIPTION	PRICE
<b>HFTH015</b> Pedestrian weed burner with arm support Gas - Liquid Propane - (Gas off-take) Capacity - 11kw. Gas consumption - 0.8kg/hour Ignition Device - Piezo Working width - 150mm Weight - 4kg Capacity per hour - 750m <sup>2</sup> @ 5kmh Warranty - 1 year Complete with: Adjustable gas pressure regulator. Burner protection shield.	<b>695.00</b>

**HFTH025**



PART No. / DESCRIPTION	PRICE
<b>HFTH025</b> Pedestrian weed burner Gas - Liquid Propane - (Gas off-take) Capacity - 20kw. Gas consumption - 1.5kg/hour Ignition Device - Piezo Working width - 250mm Weight - 11kg Capacity per hour - 1250m <sup>2</sup> @ 5kmh Warranty - 1 year Complete with: Adjustable gas pressure regulator. Burner protection shield.	<b>995.00</b>

**HOAF THERM  
HIT 15**  
Price £695

**HOAF THERM  
HIT 25**  
Price £995



## Hoaf Infrared Technology

HOAF is a market leader in the field of ecological vegetation control in public places and in agriculture. Thanks to years of experience with burner technology and the wide range of products, HOAF Infrared Technology is able to come up with an efficient solution for each specific demand.

### How do they work?

The Hoaf Infra Plus System uses infrared radiation in combination with hot air. By exposing the unwanted vegetation to this process, the proteins in the weeds congeal and the moisture cells burst open at about 70°C. As a result the vegetation starts wilting and dies.



**TWB75K K820 PRO**



**HOAF TERM HIT 15**




**INFRA-RED WEED BURNER**

## Weedgo®!Two



**BEFORE**



**AFTER**



**WEED CONTROL**  
**CHEMICAL FREE**

Suitable for brush cutters with power BETWEEN

1.0 KW / 1.36 HP and 2.0 KW / 2.7 HP

We recommend that you use appropriate protective barriers and clothing as this product can throw stones

**01189 869253**

**[www.kerstenuk.com](http://www.kerstenuk.com)**

**[info@kerstenuk.com](mailto:info@kerstenuk.com)**

## Weedgo®!Two



The set includes:

- 1 Brush head
- 4 Steel weed brushes
- 1 Protective guard
- 1 Hub sizes 20mm & 25.4mm included



**Weedgo!Two**  
Start-Set

- 1 brush head
- 4 weed brushes



For Professional brush cutters 1-2kw

Product/Part	Product/Part Number	Price (ex VAT)
Professional brush cutters with 26mm shafts	WG520001	£365.00
Professional brush cutters with 28mm shafts	WG520000	£365.00

Replacement Brushes (pack of 8)	WGB660-8	£45.00
Replacement <b>NYLON</b> Brushes (pack of 8)	WGB660N-8	£54.00

**Suitable for brush cutters with power BETWEEN**  
**1.0 KW / 1.36 HP and 2.0 KW / 2.7 HP**

We recommend that you use appropriate protective barriers and clothing as this product can throw stones

**01189 869253    [www.kerstenuk.com](http://www.kerstenuk.com)    [info@kerstenuk.com](mailto:info@kerstenuk.com)**

## Weedgo®! Pro



**Suitable for brush cutters with power OVER 1.8KW / 2.5 HP**

We recommend that you use appropriate protective barriers and clothing as this product can throw stones

**01189 869253**

**[www.kerstenuk.com](http://www.kerstenuk.com)**

**[info@kerstenuk.com](mailto:info@kerstenuk.com)**

## Weedgo®!Pro



The set includes:

- 1 Brush head
- 6 Weed brushes
- 1 Installation wrench
- 1 Protective guard
- 1 Attachment nut and washer



Product/Part	Product/Part Number	Price (ex VAT)
Stihl FS360-FS460	WG520002	£395.00
Echo SRM-420TES & SRM-520ES	WG530001	£395.00
Husqvarna 545	WG540001	£395.00
Husqvarna 553	WG540002	£395.00
Husqvarna 555	WG540003	£395.00

Replacement Brushes (pack of 12)	WG511012	£45.00
Replacement <b>NYLON</b> Brushes (pack of 12)	WG511012N	£59.00

**Suitable for brush cutters with power OVER 1.8KW / 2.5 HP**

We recommend that you use appropriate protective barriers and clothing as this product can throw stones

**01189 869253**

**www.kerstenuk.com**

**info@kerstenuk.com**



**T: 0118 986 9253**

**[www.kerstenuk.com](http://www.kerstenuk.com)**  
**[info@kerstenuk.com](mailto:info@kerstenuk.com)**

Your Kersten stockist