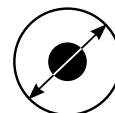


# K-Line Sweeper



**Sweeping roller diameter**  
32/37 cm



**Working widths**  
90/100 cm



Quick-change connection K 70  
for attachments




Wheels 135x40 mm



Stepless height adjustment  
of the sweeping roller



Internal hydraulic motor





Attachments  
K-Line

Sweepers for single-axle tractors are available in various versions and designs, they are matched to Kersten's single-axle sweepers. All single-axle sweepers suitable for the K-Line series are hydraulically driven, which makes the power transmission much more functional and safer compared to sweepers with V-belt drive. This means in particular less wear and tear and thus a longer service life. The sweepers are height can be adjusted to the millimetre, which means that the sweeping roller is in contact with the ground at all times, which leads to a uniform sweeping result and prevents premature wear. The attachment of the sweeper is attached by means of a sturdy quick-change connection, which is dimensioned differently depending on the type of single-axle sweeper. The sweeper can be mounted horizontally.

The sweeper can absorb horizontal unevenness in the ground. This ensures a constant contact surface. A mechanical swivelling device allows the sweepers to be swivelled to the left and right in various stages in different steps to the left and right. All sweepers are painted with a high-quality powder coating. Practical accessories round off the sweepers: From the dirt collection container to dirt spray flaps and parking supports to a side broom. The sweepers are factory-equipped with a combi-sweeper roller, which covers over with which over 90% of all applications can be covered. However for special applications, for example exclusively for sweeping snow, other sweeper rollers are available.

## Use of sweeping roller types



- X **Combination sweeper roller (standard factory setting)**

For over 90% of all applications



- X **Poly-corrugated wire sweeping roller**

For high levels of stubborn dirt, e.g. moss etc.



- X **Dirt sweeping roller**

Suitable for larger amounts of dirt due to higher bristle content



- X **Snow sweeping roller**

Due to a special bristle arrangement with a larger space between the bristles the snow is optimally removed



## Practical accessories

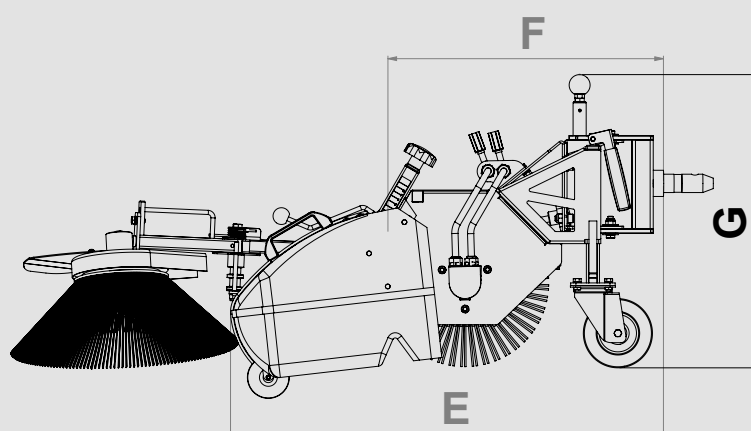
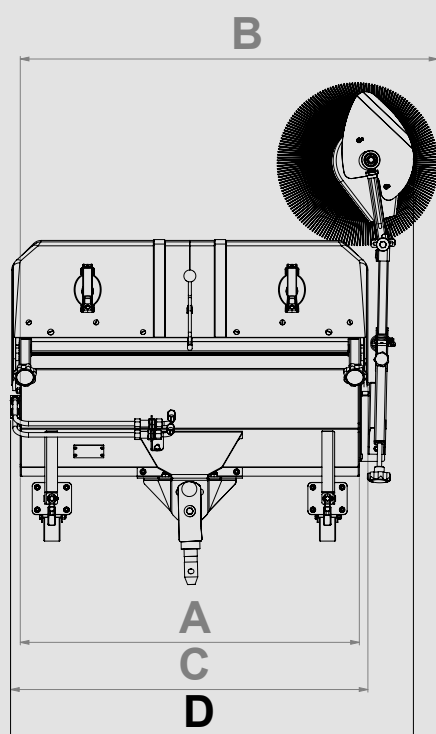
- X **Dirt collection container**  
The sweepings are collected in one operation
- X **Rubber spray flap**  
To reduce flying dirt particles
- X **Side broom**  
For collecting dirt even in side areas, z. e.g. kerb gutters etc.
- X **Parking supports**  
For longer storage in order to avoid damaging the damage




## Sweepers

*No longer  
available*

Measurements	EFKM 08232	EFKM 09032	EFKM 10037	EFKM 90 DE-MOSS
A: Working width straight; without side broom [cm]	82	90	100	90
B: Working width straight; with side broom [cm]	106	114	122	114
Working width sloping [cm]	73	80	89	80
C: Straight passage width; without side brushes [cm]	88	96	108	96
D: Straight passage width; with side brushes [cm]	100	108	120	108
E: Length; incl. SSB; without attachment frame [cm]	83	83	94	83
F: Length; without SSB; without attachment frame [cm]	53	53	63	53
G: Height	56	56	54	56
Brush diameter [cm]	32	32	37	32
Swivel angle [degrees]	30	30	30	30
<b>Weights</b>				
Basic unit [kg]	48	50	52	50
Collecting container [kg]	13	14	15	14
Side brushes [kg]	10	10	10	10
<b>Volume</b>				
Collecting tank [litr]	65	69	75	69



Item number	Description			K 820	K 820 Pro/ K 820 Pro e	K 1500 / K 1500 e	K 2100	
<b>EFKM 09032 H-K 35</b> <b>Sweeping roller diameter 32 cm</b> 	<b>Sweeper 90 cm working width</b> <ul style="list-style-type: none"> <li>Hydraulically driven</li> <li>Incl. combination sweeper roller</li> <li>Mechanically swivelling left and right</li> <li>Pendulum suspended</li> <li>2 height-adjustable running wheels 135 x 40 mm</li> <li>Hydraulic quick coupling</li> </ul>			✓	✓	✓		
<b>EFKM 10037 H-KU 70</b> <b>Sweeping roller diameter 37 cm</b>	<b>Sweeper 100 cm working width</b> <ul style="list-style-type: none"> <li>Hydraulically driven</li> <li>Incl. combination sweeper roller</li> <li>Mechanically swivelling left and right</li> <li>Pendulum suspended</li> <li>2 height-adjustable running wheels 135 x 40 mm</li> <li>Hydraulic quick coupling</li> </ul>						✓	
<b>EFKM 90 DE-MOSS</b> <b>Sweeping roller diameter 32 cm</b>	<b>Sweeper 90 cm working width</b> <ul style="list-style-type: none"> <li>Hydraulically driven</li> <li>Incl. patented nylon sweeper roller</li> <li>Mechanically swivelling left and right</li> <li>Pendulum suspended</li> <li>2 height-adjustable running wheels 135 x 40 mm</li> <li>Hydraulic quick coupling</li> </ul>						✓	

# Accessories for sweepers



Rubber splash flaps



Dirt collection container



Intermediate plate for rubber injection flaps

Description	Suitable for sweeper	No longer available			
		EFKM 08232	EFKM 09032	EFKM 10037	EFKM 90 DE-MOSS
<b>Splash guards Rubber</b> <ul style="list-style-type: none"> <li>Incl. attachments</li> <li>Plug-in mounted</li> </ul>	<b>Item no.</b>	<b>GUSPL 082</b> Rubber splash flaps	<b>GUSPL 090</b> Rubber splash flaps	<b>GUSPL 100</b> Rubber splash flaps	<b>GUSPL 090</b> Rubber splash flaps
<b>Dirt collection container</b> <ul style="list-style-type: none"> <li>made of PE plastic</li> <li>2 PUR swivel castors for exact adaptation to the ground</li> <li>Height-adjustable holders</li> <li>2 handles</li> <li>Rubber sealing lip on top</li> <li>Single lever lock</li> </ul>	<b>Item no.</b>	<b>SSB 082 K</b> Dirt collection container	<b>SSB 090 K</b> Dirt collection container	<b>SSB 100 K</b> Dirt collection container	<b>SSB 090 K</b> Dirt collection container
<b>Intermediate plate for rubber spray flaps and dirt collection tank required for EFKM 10045/EFKM 12545</b>	<b>Item no.</b>	-	-	-	-
<b>Parking supports for EFKM Sweeping roller diameter 37 cm/45 cm</b> <ul style="list-style-type: none"> <li>With castors</li> <li>For easier mounting and dismounting</li> <li>For storage</li> </ul>	<b>Item no.</b>	<b>AST 32 LR</b> Parking supports	<b>AST 32 LR</b> Parking supports	<b>AST 37 LR</b> Parking supports	<b>AST 32 LR</b> Parking supports



# Accessories for sweepers



Attachments  
K-Line



Parking supports



Side broom attachment, mechanically driven



Side broom attachment, hydraulically driven

Description	Suitable for sweeper	No longer available			
		EFKM 08232	EFKM 09032	EFKM 10037	EFKM 90 DE-MOSS
<b>Side broom - 40 cm broom diameter</b> Mechanically driven via broom shaft for sweepers with 32/37 cm roller diameter <ul style="list-style-type: none"> <li>Height and angle adjustable</li> <li>Collision safety device</li> <li>Broom folds to the side</li> </ul>	Item no.	ASM 403237 Side broom	ASM 403237 Side broom	ASM 403237 Side broom	ASM 403237 Side broom
<b>Side broom - 40 cm broom diameter</b> Hydraulically driven for sweepers with 32/37 cm roller diameter With control valve for stepless speed adjustment For further description see art. no.: ASM 403237	Item no.	ASH 403237 Side broom hyd.	ASH 403237 Side broom hyd.	ASH 403237 Side broom hyd.	ASH 403237 Side broom hyd.
<b>Side broom - 40 cm broom diameter</b> Mechanically driven via broom shaft for sweepers with 45 cm roller diameter <ul style="list-style-type: none"> <li>Height and angle adjustable</li> <li>Collision safety device</li> <li>Broom folds to the side</li> </ul>	Item no.	-	-	-	-
<b>Side broom - 40 cm broom diameter</b> Hydraulically driven for sweepers with 45 cm roller diameter With control valve for stepless speed adjustment For further description see art. no.: ASM 4045	Item no.	-	-	-	-