

Sweepers for ride-on mowers

KM 37 - FKDR



Wheels 135 x 40 mm



Internal Hydraulic motor



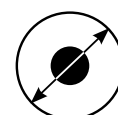
Stepless height adjustment of the sweeper roller



Maintenance-free bearing of the sweeping roller



Working widths
100/115/125 cm



Sweeper roller diameter
37 cm

Use of sweeping roller types

Other roller types for different applications possible



X **Combination sweeper roller (standard factory setting)**
For over 90% of all applications



X **Poly-corrugated wire sweeping roller**
For high levels of stubborn dirt, e.g. moss etc.



X **Dirt sweeping roller**
Suitable for larger amounts of dirt due to higher bristle content



X **Snow sweeping roller**
Due to a special bristle arrangement with a larger space between the bristles the snow is optimally removed

Sweepers

Measurements

	KM 10037 H-FKDR	KM 11537 H-FKDR	KM 12537 H-FKDR
A: Working width, straight, without side brush [cm]	100	115	125
B: Working width straight with side brushes [cm]	122	137	147
Working width diagonal [cm]	89	102	110
C: Straight sweeping width without side brushes [cm]	108	123	133
D: Straight passage width with side brushes [cm]	120	135	145
E: Length including SSB without attachment frame [cm]	71	71	71
F: Length without SSB without attachment frame [cm]	40	40	40
G: Height without attachment frame [cm]	44	44	44
Brush diameter [cm]	37	37	37
Swivel angle [degrees]	30	30	30
Sweeping mirror [cm]	5-7	5-7	5-7

Weights

Basic unit [kg]	51	53	55
Collecting container [kg]	15	16	17
Side brushes [kg]	10	10	10

Volume

Collection container [ltr]	60	70	77
----------------------------	----	----	----



Sweepers

Practical accessories

- X Dirt collection container**
The sweepings are collected in one operation
- X Rubber spray flap**
To reduce flying dirt particles
- X Side broom**
For collecting dirt even in side areas, z. e.g. kerb gutters etc.
- X Parking supports**
For longer storage in order not to damage the sweeping roller

Side broom
(optional)







Optional
Splash guard for
Winter maintenance work



Collection container
(option)



Item number	Description		
Sweepers for single-axle tractors (other makes)			
KM 10037 H-FKDR Working width 100 cm 	Sweeper 100 cm working width Sweeping roller Ø 37 cm <ul style="list-style-type: none"> • hydraulically driven • Combination sweeping roller included • 2 height adjustable wheels 135 x 40 mm • Hydraulic quick coupling • Suitable for mounting on front dome triangle ! Front coupling triangle FKDR-HYDR required		
KM 11537 H-FKDR Working width 115 cm 	Sweeper 115 cm working width For further information see KM 10037 H-FKDR		
KM 12537 H-FKDR Working width 125 cm 	Sweeper 125 cm working width For further information see KM 10037 H-FKDR		
Front dome triangles Always specify exact ride-on mower type when enquiring or ordering. Attention: Due to the new EN ISO 5395 no longer available for all ride-on mowers!			
FKDR-HYDR-... 	Hydraulic front dome triangle <ul style="list-style-type: none"> • integrated hydraulic lift • hydraulic slewing from the driver's seat • hydraulic tank with control valve (1 dw + 1 dw with float position) • stepless speed adjustment for attachments • for attachment of sweeper, snow blade and blower spreader • Including Attachment frame for ride-on mower 		

Accessories for KM 37



Sweepers



Rubber splash flaps



Dirt collection container



Side broom attachment, mechanically driven



Side broom attachment, hydraulically driven



Parking supports

Description	Compatible with sweeper	KM 10037 H-FKDR	KM 11537 H-FKDR	KM 12537 H-FKDR
Rubber splash flaps <ul style="list-style-type: none"> Including attachments Pluggable attachment 	Item no.	GUSPL 100 Rubber splash flaps	GUSPL 115 Rubber splash flaps	GUSPL 125 Rubber splash flaps
Dirt collection container <ul style="list-style-type: none"> Made of PE plastic 2 PUR swivel castors for exact adaptation to the ground Height-adjustable holders 2 handles Rubber sealing lip on top Single lever lock 	Item no.	SSB 100 K Dirt collection container	SSB 115 K Dirt collection container	SSB 125 K Dirt collection container
Side broom attachment - 40 cm working width <ul style="list-style-type: none"> Mechanically driven via broom shaft Height and angle adjustable Start-up safety device Broom folds to the side For sweepers with 32 or 37 cm Roller diameter 	Item no.	ASM 403237 Side broom attachment	ASM 403237 Side broom attachment	ASM 403237 Side broom attachment
Side broom attachment - 40 cm working width <ul style="list-style-type: none"> Hydraulically driven For further description see art. no.: ASM 403237	Item no.	ASH 403237 Side broom attachment hyd.	ASH 403237 Side broom attachment hyd.	ASH 403237 Side broom attachment hyd.
Supports for EFKM Sweeping roller diameter 37 cm <ul style="list-style-type: none"> With castors For easy mounting and dismantling For storage 	Item no.	AST 3237 LR Parking supports	AST 3237 LR Parking supports	AST 3237 LR Parking supports